

Cursive, Schmursive!

Book 2
STICKS AND HOOKS

ALSO IN THE CURSIVE, SCHMURSIVE! SERIES

in English:

Book 1: Pattern Play

Book 3: Letters and Monsters

Book 4: Monster Language!

Book 5: Invent Your Own Signature

in Russian:

Часть 1: Рисуем Паттерн

Часть 2: Палочки и Крючочки

Часть 3: Буквы и Чудики


Часть 4: Переводы с Волшебного

Часть 5: Придумай Свою Подпись

More languages coming soon!

Cursive, Schmursive!

Book 2
STICKS AND HOOKS



Nika Dubrovsky

KURLY-MURLY
Berlin

CURSIVE, SCHMURSIVE!
BOOK 2: STICKS AND HOOKS
Nika Dubrovsky

ISBN: 978-0-9830021-1-6

Kurly-Murly
Berlin, 2011

This work is copyright ©2011 by Nika Dubrovsky. It is licensed under a Creative Commons Attribution-NonCommercial-ShareAlike 3.0 Unported License.



What we mean is this: You can make copies of this book. You can give them to your friends, your students, your teacher—whenever you like! Just be sure to keep the author's name on it.

And please be so kind as to let us know how you liked the book, and how you've used it. You can write to us at cursive@kurlymurly.org. Better yet, visit our web site and post a message that everybody can read! Check out <http://kurlymurly.org>.

If you want to make changes to this book, we can send you the source files — we only ask that you grant the same rights to copy and modify this work as we've granted to you. (Of course, in that case you should also add your name to ours!)

If you want to sell copies of this book, please get in touch with us first.

We like the idea that people will copy and reuse our work. We think it stinks when people try to take those rights away from others. Sharing is good, right? If you like sharing too, you can learn more about the Creative Commons at <http://creativecommons.org>.

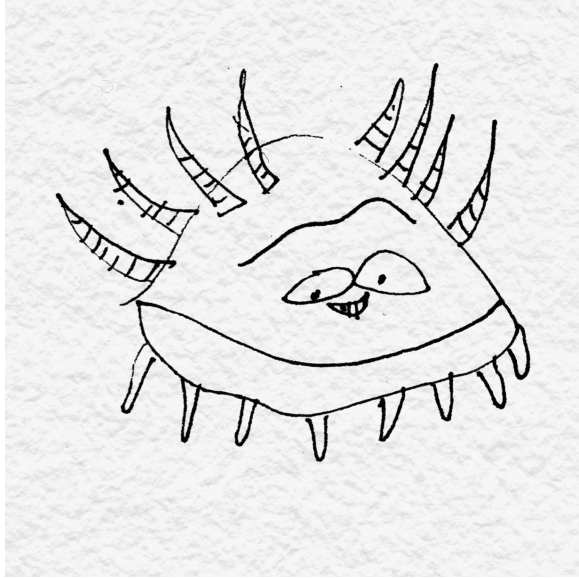
Enjoy!



This is book number 2 in the Kurly-Murly series *Cursive, Schmursive!* Our somewhat irreverent approach toward cursive writing takes a new angle on what is sometimes seen as an old or boring subject. We think that learning handwriting still has real, practical and creative meaning for kids, even if all of us use it less and less on a daily basis.

In this second step on their journey toward a personal relationship with cursive writing, children are invited to learn the basic “strokes” that make up cursive letters — the “sticks and hooks” of the title. Each stroke is accompanied by a friendly monster whose shape mimics or incorporates the stroke in some fashion. Children are encouraged to develop an intimate feeling for the shapes that come together to make letters. In this fashion, a lasting attention to form provides a basis for further progress in handwriting.

I created this book because my son found traditional methods of learning cursive to be boring. He enjoyed this approach, and I hope you will, too!




C C C C C C C C C C

C C C C C C C C

C C C C C C

C C C C

C C




l l l l l l l l l l

l l l l l l l l

l l l l l l

l l l l

l l




J J J J J J J J J J

J J J J J J J J

J J J J J J

J J J J

J J




C C C C C C C C C C

C C C C C C C C

C C C C C C

C C C C

C C




l l l l l l l l l l

l l l l l l l l

l l l l l l

l l l l

l l



l l l l l l l l l l

l l l l l l l l

l l l l l l

l l l l

l l




7 7 7 7 7 7 7 7 7 7

7 7 7 7 7 7 7 7

7 7 7 7 7 7

7 7 7 7

7 7



л л л л л л л л л л

л л л л л л л л

л л л л л л

л л л л

л л




o o o o o o o o o o

o o o o o o o o

o o o o o o

o o o o

o o



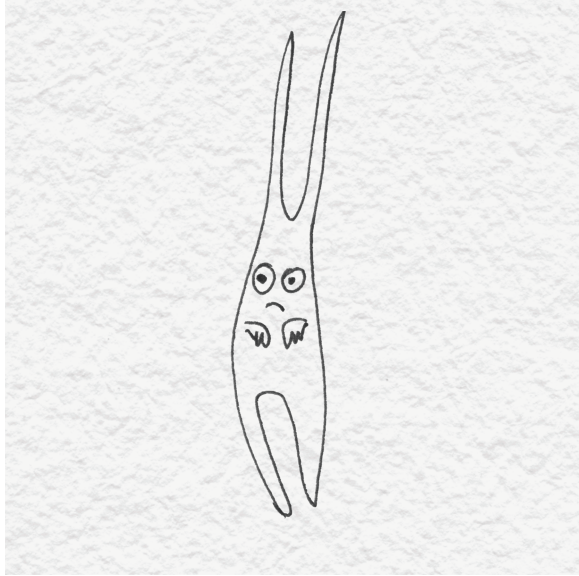
Handwriting practice row 1: A solid cursive letter 'f' followed by nine dashed cursive letter 'f's for tracing, all on a three-line grid.

Handwriting practice row 2: A solid cursive letter 'f' followed by seven dashed cursive letter 'f's for tracing, all on a three-line grid.

Handwriting practice row 3: A solid cursive letter 'f' followed by five dashed cursive letter 'f's for tracing, all on a three-line grid.

Handwriting practice row 4: A solid cursive letter 'f' followed by three dashed cursive letter 'f's for tracing, all on a three-line grid.

Handwriting practice row 5: A solid cursive letter 'f' followed by one dashed cursive letter 'f' for tracing, all on a three-line grid.



1 1 1 1 1 1 1 1 1 1

1 1 1 1 1 1 1 1

1 1 1 1 1 1

1 1 1 1

1 1



J J J J J J J J J J

J J J J J J J J

J J J J J J

J J J J

J J



l l l l l l l l l l

l l l l l l l l

l l l l l l

l l l l

l l




l l l l l l l l l l

l l l l l l l l

l l l l l l

l l l l

l l




~ ~ ~ ~ ~ ~ ~ ~ ~ ~

~ ~ ~ ~ ~ ~ ~ ~

~ ~ ~ ~ ~ ~

~ ~ ~ ~

~ ~



7 7 7 7 7 7 7 7 7 7

7 7 7 7 7 7 7 7

7 7 7 7 7 7

7 7 7 7

7 7




7 7 7 7 7 7 7 7 7 7

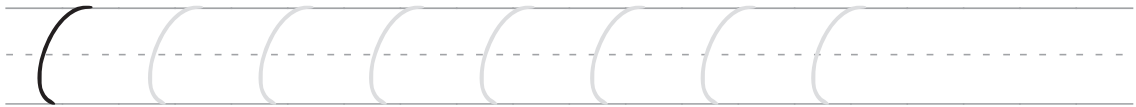
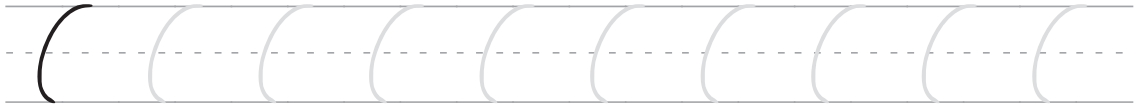
7 7 7 7 7 7 7 7

7 7 7 7 7 7

7 7 7 7

7 7







l l l l l l l l l l

l l l l l l l l

l l l l l l

l l l l

l l




2 2 2 2 2 2 2 2 2 2

2 2 2 2 2 2 2 2

2 2 2 2 2 2

2 2 2 2

2 2




o o o o o o o o o o

o o o o o o o o


o o o o o o

o o o o

o o








1 1 1 1 1 1 1 1 1 1

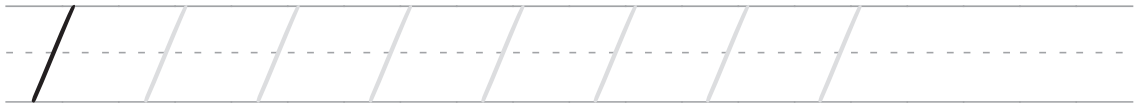
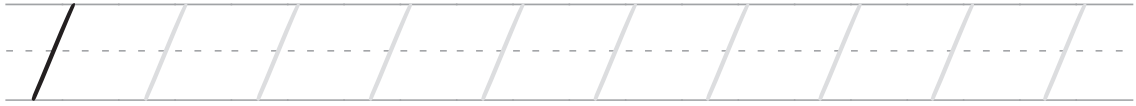
1 1 1 1 1 1 1 1


1 1 1 1 1 1

1 1 1 1

1 1








v v v v v v v v v v

v v v v v v v v

v v v v v v

v v v v

v v



2 2 2 2 2 2 2 2 2 2

2 2 2 2 2 2 2 2

2 2 2 2 2 2

2 2 2 2

2 2




2 2 2 2 2 2 2 2 2 2

2 2 2 2 2 2 2 2

2 2 2 2 2 2

2 2 2 2

2 2



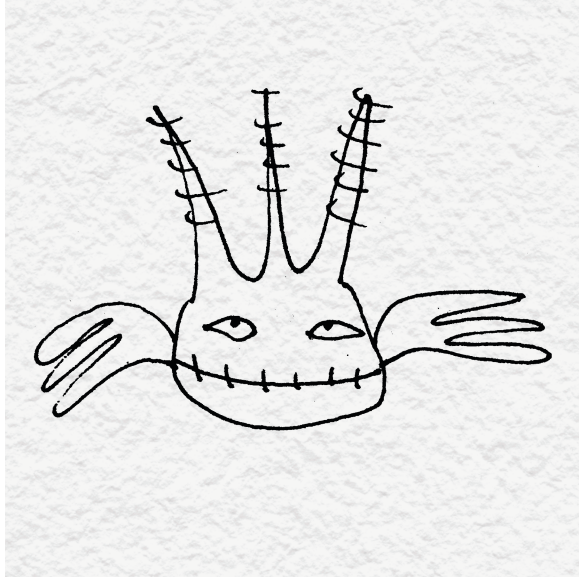
h h h h h h h h h h

h h h h h h h h

h h h h h h

h h h h

h h




f f f f f f f f f f

f f f f f f f f

f f f f f f

f f f f

f f



2 2 2 2 2 2 2 2 2 2

2 2 2 2 2 2 2 2

2 2 2 2 2 2

2 2 2 2

2 2



2 2 2 2 2 2 2 2 2 2

2 2 2 2 2 2 2 2

2 2 2 2 2 2

2 2 2 2

2 2

