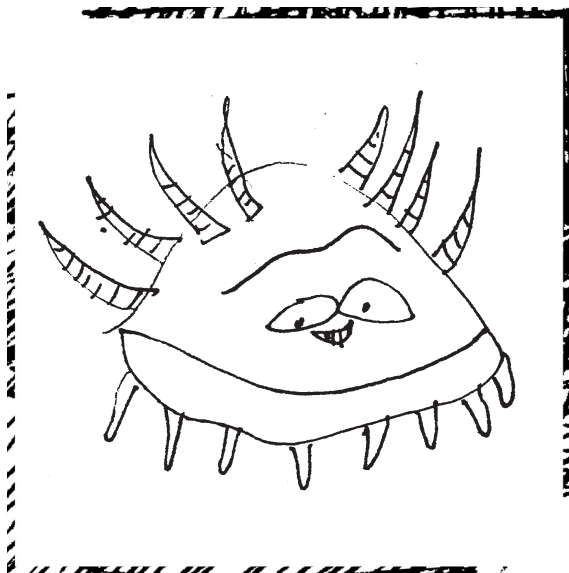
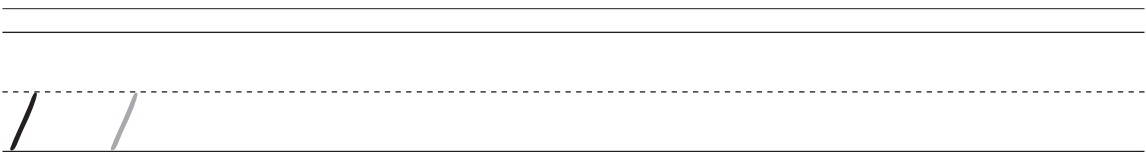
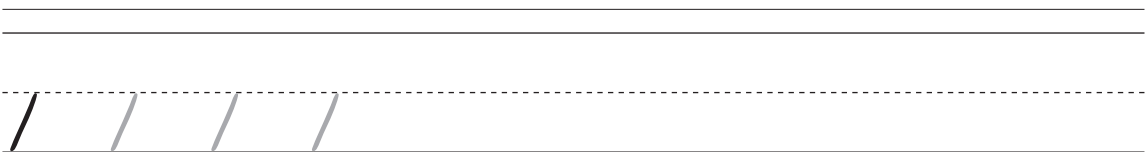
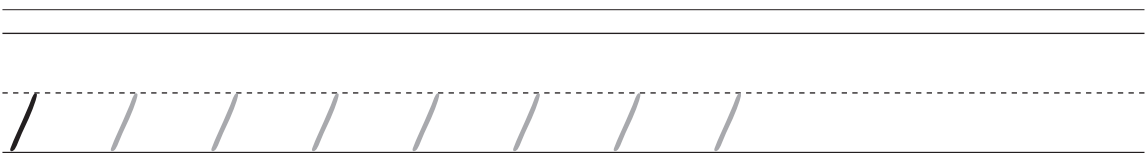
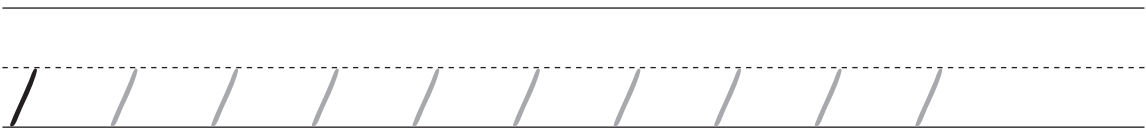


Считается, что ребенок сначала учится писать крючочки и палочки, а потом уже, окрепшей рукой, начнет выводить буквы и слова. Мои дети отказались писать крючочки: слишком скучно и бессмысленно. Вот я и решила попробовать сделать для других детей такую — то более изящную и не мучительную версию подготовки. Надеюсь, что вам понравится. Успехов!







l l l l l l l l l l

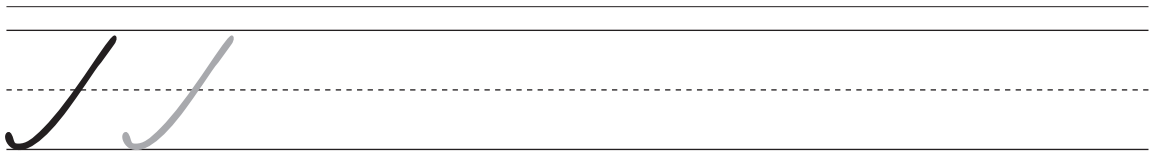
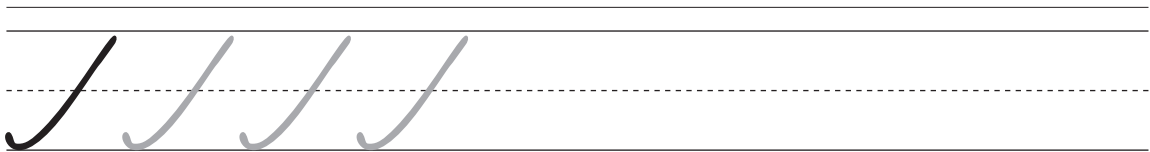
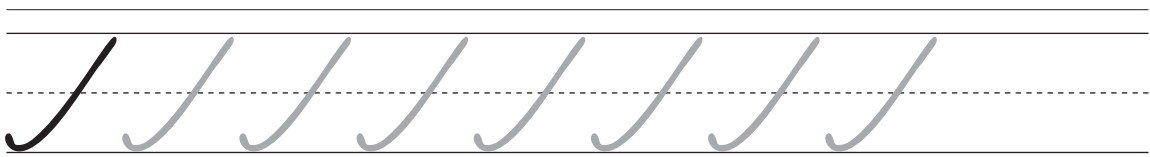
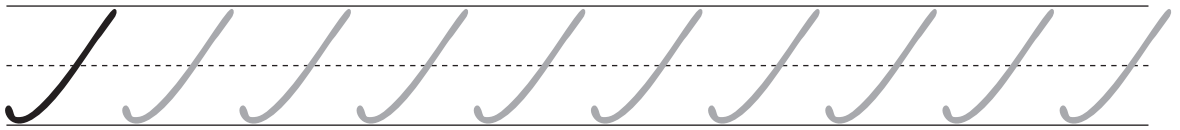
l l l l l l l l

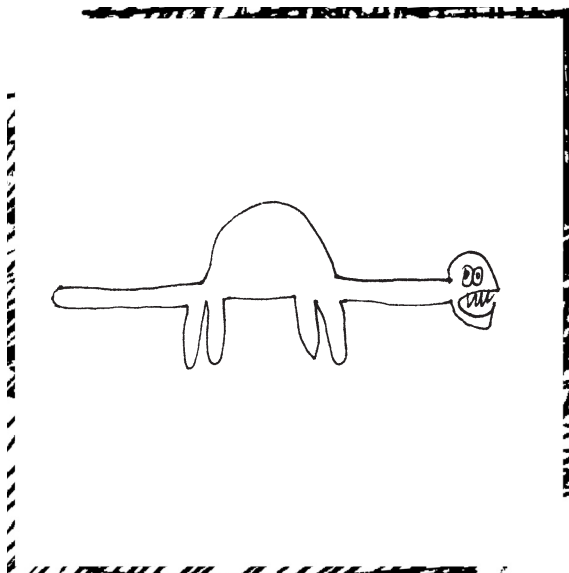
l l l l l l

l l l l

l l









1 1 1 1 1 1 1 1 1 1

1 1 1 1 1 1 1 1

1 1 1 1 1 1

1 1 1 1

1 1




1 1 1 1 1 1 1 1 1 1

1 1 1 1 1 1 1 1

1 1 1 1 1 1

1 1 1 1

1 1



o o o o o o o o o o

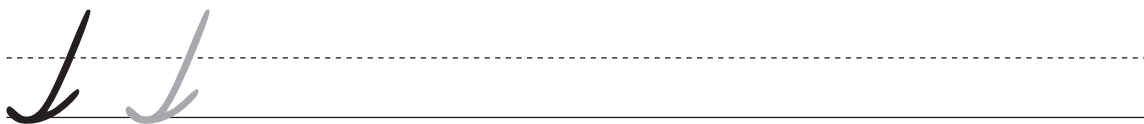
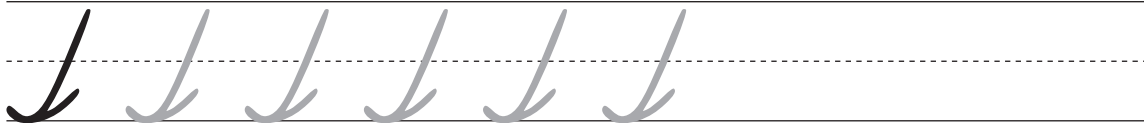
o o o o o o o o

o o o o o o

o o o o

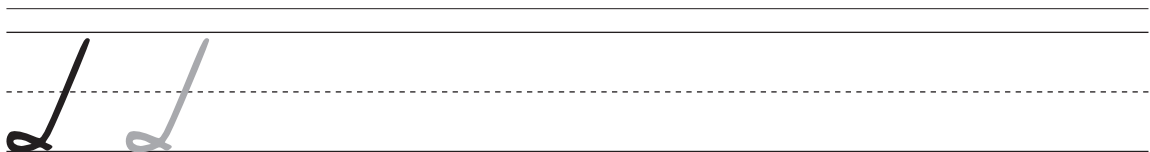
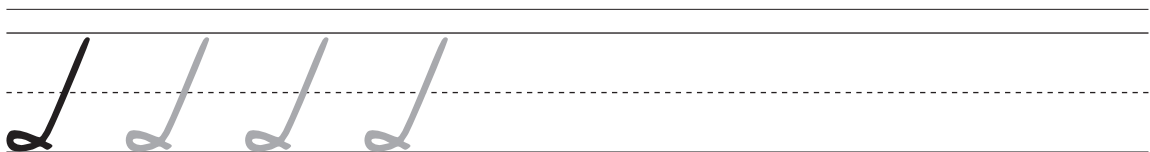
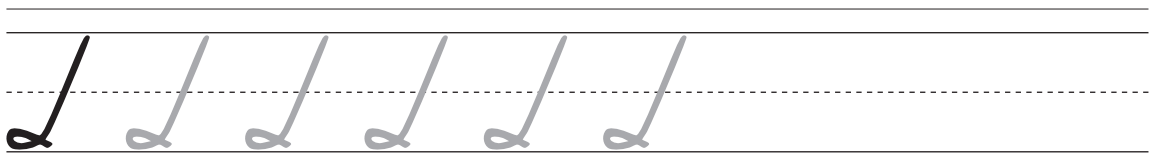
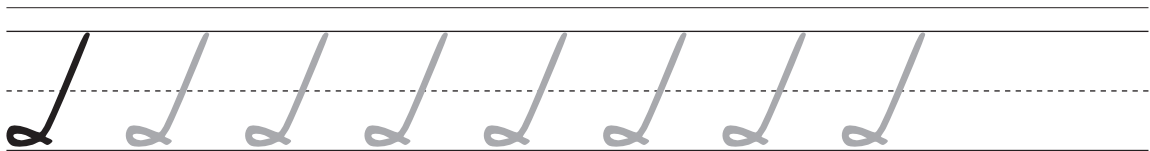
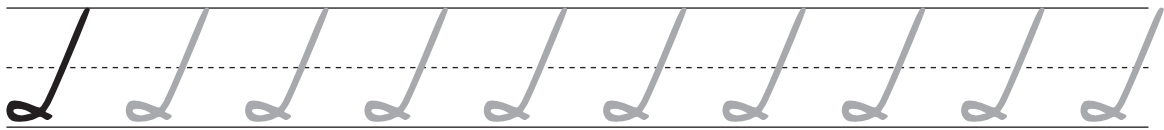
o o













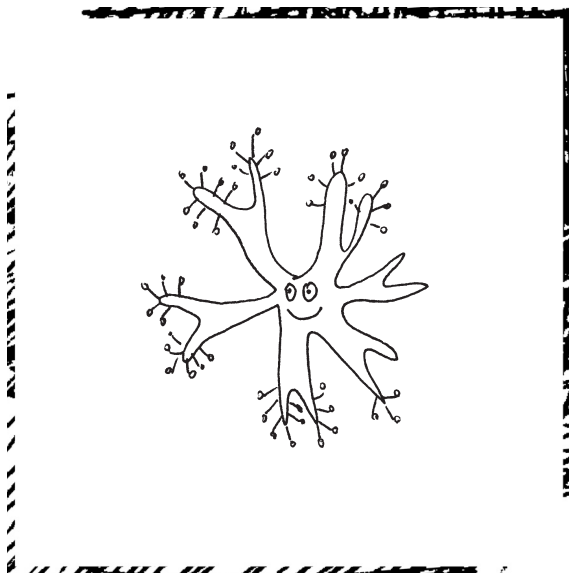
2 2 2 2 2 2 2 2 2 2

2 2 2 2 2 2 2 2

2 2 2 2 2 2

2 2 2 2

2 2




c c c c c c c c c c

c c c c c c c c

c c c c c c

c c c c

c c




o o o o o o o o o o

o o o o o o o o

o o o o o o

o o o o

o o





л л л л л л л л л л

л л л л л л л л

л л л л л л

л л л л

л л



f f f f f f f f f f

f f f f f f f f

f f f f f f

f f f f

f f



Handwriting practice row 1: A solid top line, a dashed middle line, and a solid bottom line. Ten cursive lowercase 'y' characters are written across the row. The first 'y' is solid black, and the remaining nine are light gray.

Handwriting practice row 2: A solid top line, a dashed middle line, and a solid bottom line. Eight cursive lowercase 'y' characters are written across the row. The first 'y' is solid black, and the remaining seven are light gray.

Handwriting practice row 3: A solid top line, a dashed middle line, and a solid bottom line. Six cursive lowercase 'y' characters are written across the row. The first 'y' is solid black, and the remaining five are light gray.

Handwriting practice row 4: A solid top line, a dashed middle line, and a solid bottom line. Four cursive lowercase 'y' characters are written across the row. The first 'y' is solid black, and the remaining three are light gray.

Handwriting practice row 5: A solid top line, a dashed middle line, and a solid bottom line. Two cursive lowercase 'y' characters are written across the row. The first 'y' is solid black, and the second is light gray.




γ γ γ γ γ γ γ γ γ

γ γ γ γ γ γ γ γ

γ γ γ γ γ γ

γ γ γ γ

γ γ






u u u u u u u u u u

u u u u u u u

u u u u u

u u u u

u u



Handwriting practice row 1: A solid top line, a dashed middle line, and a solid bottom line. Ten cursive 'e' characters are written across the lines. The first 'e' is solid black, and the remaining nine are light gray.

Handwriting practice row 2: A solid top line, a dashed middle line, and a solid bottom line. Eight cursive 'e' characters are written across the lines. The first 'e' is solid black, and the remaining seven are light gray.

Handwriting practice row 3: A solid top line, a dashed middle line, and a solid bottom line. Six cursive 'e' characters are written across the lines. The first 'e' is solid black, and the remaining five are light gray.

Handwriting practice row 4: A solid top line, a dashed middle line, and a solid bottom line. Four cursive 'e' characters are written across the lines. The first 'e' is solid black, and the remaining three are light gray.

Handwriting practice row 5: A solid top line, a dashed middle line, and a solid bottom line. Two cursive 'e' characters are written across the lines. The first 'e' is solid black, and the second is light gray.




7 7 7 7 7 7 7 7 7 7

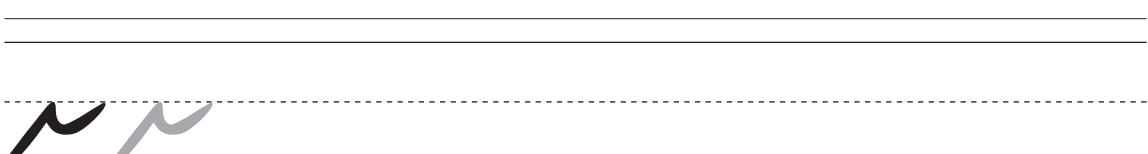
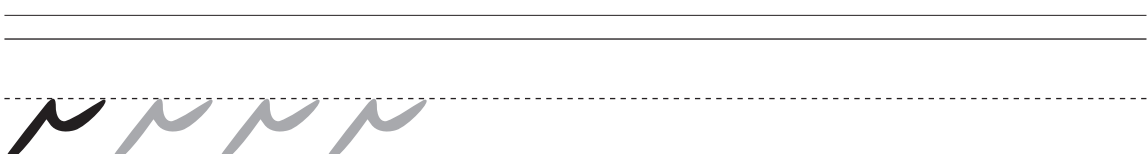
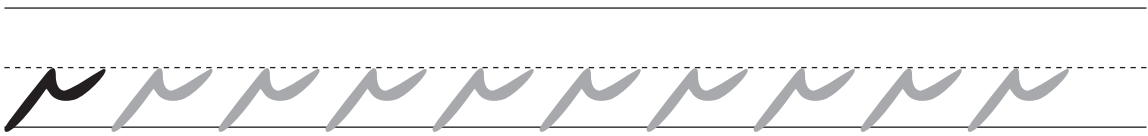
7 7 7 7 7 7 7 7


7 7 7 7 7 7

7 7 7 7

7 7









3 3 3 3 3 3 3 3 3 3

3 3 3 3 3 3 3 3

3 3 3 3 3 3

3 3 3 3

3 3




ly ly ly ly ly ly ly ly ly ly

ly ly ly ly ly ly ly ly

ly ly ly ly ly ly

ly ly ly ly

ly ly




Handwriting practice row 1: Ten cursive 'f' characters on a four-line grid.

Handwriting practice row 2: Eight cursive 'f' characters on a four-line grid.

Handwriting practice row 3: Six cursive 'f' characters on a four-line grid.

Handwriting practice row 4: Four cursive 'f' characters on a four-line grid.

Handwriting practice row 5: Two cursive 'f' characters on a four-line grid.



Handwriting practice row 1: A series of ten cursive 'r' characters on a three-line grid.

Handwriting practice row 2: A series of eight cursive 'r' characters on a three-line grid.

Handwriting practice row 3: A series of six cursive 'r' characters on a three-line grid.

Handwriting practice row 4: A series of four cursive 'r' characters on a three-line grid.

Handwriting practice row 5: A series of two cursive 'r' characters on a three-line grid.



kurlymurly